


Being a Successful College Student

Edgecombe Community College



What does it mean to you to be successful?

Success has different meaning to different people. It could be:


- ▶ getting all A's and B's while working a full-time job.
 - ▶ having a great social life.
 - ▶ parenting two great kids and still making the dean's list.
 - ▶ being the first person in my family to earn a college degree.
- 

What is success?

Success is staying on course to your desired outcomes and experiences, creating wisdom, happiness, and unconditional self-worth along the way.



How to become a Successful Student


- ▶ Schedule your classes at a time best for you.
 - ▶ Regularly attend ALL of your classes
 - ▶ Form a strong relationship with your instructors.
 - ▶ Plan Ahead
 - ▶ Following your syllabus as a road map in your classes
 - ▶ Study for your tests and exams
 - ▶ Submit all assignments on time
 - ▶ Do not procrastinate.
 - ▶ Set goals
 - ▶ Be prepared for any obstacle.
- 

Goals

In order to succeed in college and in life, you need to set goals. Goals should have the following characteristics:

- ▶ **Specific**
 - Set clear goals for each class.
 - Break study commitments down into achievable steps
- ▶ **Individual**
 - Decide how much time to devote to college and to studying. Make sure it will fit in with YOUR current commitments.
- ▶ **Measurable**
 - How many hours should be spent on each class, per week? Remember to account for time spent in the classroom, reading time for each subject and any individual assignments or papers that may be due.

How to Read Your Syllabus

- ▶ A syllabus is a contract between you and your professor.
 - ▶ Note your instructors contact information, contact times and office hours.
 - ▶ Note the dates of major assignments.
 - ▶ Note the instructor's policies regarding absences, tardiness and participation.
 - ▶ Refer back to the syllabus often during the semester.
 - ▶ Double check the syllabus before submitting any major paper or project to make sure you have met the deadline, style, length and other requirements. If any are unclear, speak to the instructor early.
- 

Study Skills needed to be a Successful Student



Time Management

Note Taking

Reading your Textbook

Test Taking Strategies

Stress Management

Time Management

- ▶ Create a calendar of dates (Download a weekly planner from the Tutoring Services/Study Skills website).
- ▶ Make a “To do” list
- ▶ Make sure to schedule relaxation, exercise and recreation time.
- ▶ Allow time to review before class.
- ▶ DO NOT over commit.
- ▶ Avoid Procrastination

Sample Tuesday Schedule

8am	Jog for daily exercise
10am	Intro to computers
12pm	Lunch
1pm	Principles of Managerial Accounting
3pm	Break Time
3:30pm	Watch Simpsons (cartoon)
4pm	Go to the Library to do homework
6pm	Dinner
6:30pm	Play volleyball
8pm	Allsop Lab for Intro to computers homework

Note Taking Strategies

▶ Sentence Method

- Writing every new thought on a separate line. May define new sentences with bullet or number. Best used in lectures.

▶ Outline Method

- Assessing a topic based on the importance of points discussed. Method best used in organized lecture format.

Note Taking Strategies (cont'd)

▶ Charting Method

- Categorizing information into the appropriate section of a table created by you. Best used when having to memorize facts or data.


▶ Mapping Method

- Allows you to visually track lecture and see how relationships are created. Best used during structured lecture and breaking down ideas.


(Student Success Center offers presentations on Notetaking)



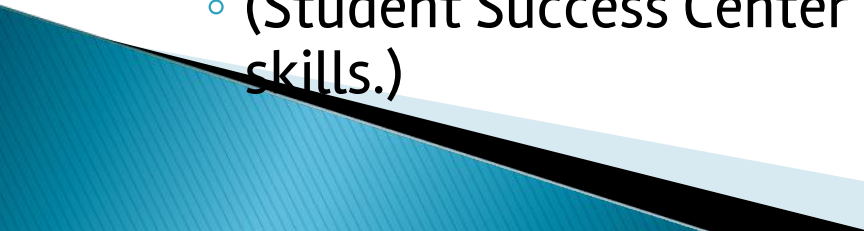
Reading your Textbook

- ▶ Skim through the assigned chapters. This should help you find the basic idea.
 - ▶ Try reading the chapter out loud.
 - ▶ Highlight key points.
 - ▶ Take advantage of the practice problems, reviews and tests in your textbook.
- 


Test Taking Strategies

- ▶ Preparation should start on the first day of class.
 - ▶ Ask the instructor to specify the areas emphasized on the test.
 - ▶ Form study groups with students in your class
 - ▶ Avoid studying in noisy places.
 - ▶ Avoid Procrastinating.
- 


Test Taking Strategies continued

- ▶ Break up your study session into manageable 45 minute segments.
 - ▶ Arrive at least 5 minutes before the test will start.
 - ▶ Read the directions carefully
 - ▶ Answer the questions in a strategic order.
 - Answer easy questions first to build confidence and score points.
 - Answer difficult questions and those with the most point values.
 - With essay questions, outline your answer and sequence the order of your points.
 - (Student Success Center offers presentation on test taking skills.)
- 

Stress Management

- ▶ **Take Care of Yourself:** Your ability to succeed in the classroom is dependent on how you treat your body.
 - ▶ **Don't Make a Mountain Out of a Mole Hill:** Evaluate the situation. Is it really as bad as it seems? Imagine yourself in the best and worst case scenario.
 - ▶ **Be Prepared:** If you are taking an exam make sure you have studied the materials including your text, supplemental material, and lecture notes.
- 

Stress Management continued

- ▶ **Breathe:** During your exam take some deep breaths. Deep breathing causes your nervous system to calm down.
 - ▶ **Power of Positive Thinking:** Before you go into your exam, silently repeat a positive self statement
 - ▶ **Allow yourself time to enjoy life.**
 - ▶ **(Student Success Center offers a presentation on Stress Management)**
- 

Know the resources available at Edgecombe Community College

Tutoring Services (CLC)

Computer Labs

 Smart-Thinking

Single Stop

Library

Student Disabilities (ADA)

Bicycle Program

Career Closet

Child Care Asst. Grant

Commute Edge


Student Success Center

Tutoring Services

- ▶ Both the Tarboro and Rocky Mount campuses provide a Tutoring Center staffed by professional English and math tutors.
- ▶ A student may request tutoring assistance by going to the Tutoring Center on either campus.
- ▶ There is no fee for tutoring services.

Proctoring Services

Edgecombe Community College provides proctoring services to students who attend Edgecombe Community College as well as students from other colleges. Most exams are proctored on the Tarboro campus by appointment.



▶ Smart-Thinking

- ▶ Smart-Thinking is a free online tutoring service available to all Edgecombe Community College students who are enrolled in online or hybrid courses.

▶ Student Success Center

- ▶ The [Student Success Center](#) provides services to new and currently enrolled students. These services include: assistance with completing an admissions application, computer access for completing and printing financial aid forms, assistance with completing New Student Orientation, help with using Self Service, academic and developmental advising, and PBI hub.

Edgecombe Community College Library

- ▶ Located on Tarboro & Rocky Mount Campuses

- ▶ Hours of Operations–Fall & Spring

Monday – Thursday	7:30 AM – 09:00 PM
Friday	7:30 AM – 4:00 PM

- ▶ Summer Hours:

Monday – Thursday	7:15am–7:00pm
Friday	Closed

Bookstore

- ▶ Located on Tarboro and Rocky Mount Campuses

- ▶ Hours of Operation


Monday – Thursday	8:00 AM – 5:00 PM
Friday	8:00 AM – 4:00 PM

Student Life


- ▶ Edgecombe Community College recognizes the importance of student activities for retention of students. The college provides programs developed in response to student requests and needs. A few of the organizations are:
- ▶ SGA (Student Government Assoc.)
- ▶ Butterflie (Building Unity through Teamwork, Empowerment, Respect, Friendship and Leadership to Inspire Excellence).
- ▶ EMPAC (Empowering Males with a Purpose to Achieve and Celebrate)
- ▶ ECC Ambassadors
- ▶ Phi Beta Lambda (Business Club)
- ▶ Phi Theta Kappa (Honor Society)




Advising and Registration

- ▶ It is very important that each student meets with his/her advisor during the advising period each term.
 - ▶ The earlier you meet with your advisor the better.
 - ▶ Once you meet with your advisor to discuss and pick your classes for the next term, you will be all set to register for them once registration begins.
- 


Advising Tips

- ▶ **It may seem obvious but showing up to your advising appointment is good step in the right direction. As young professionals it's important to be mindful of other's time obligations. If you don't show up to a meeting – or you're late – you could be stealing someone else's time.**
 - ▶ **Advisors want to hear how things are going – what's working and what's not. From this information they can begin to help you make important changes that could make your life at school better.**
 - ▶ **Even in today's busy world advisors want to meet with you about things other than requirements, registrations and deadlines. They actually enjoy it when you schedule follow-up appointments and talk about things pertaining to your growth as a student and your progress towards a career.**
 - ▶ **Share your history with your advisor. Talk about classes that you've enjoyed and teaching styles that you've responded well to. They may have ideas about how to continue this success.**
- 

Advising Tips Cont.

- ▶ **Turn off your cell phone or put it on vibrate when you're in a meeting (this goes double for the classroom!). Stay engaged in the learning process.**
 - ▶ **When contacting your advisor or professor by email please do the following:**
 - **Use your myedge.cc email so we are sure who is contacting us.**
 - **Create a subject line that relates to your question. Don't reply to an old email with an unrelated subject.**
 - **Begin respectfully such as Dear Professor _name_. If your professors ask you to be more informal, then it is fine to do so.**
 - **Be sure it is clear, gives your full name and if you are referring to a class, state which one such as ACA 135 on M/W.**
 - **Read over your email before sending it to be sure what you have written is correct. If you want our help, be sure to give use the information that will help us help you.**
- 

REGISTRATION

- ▶ Each student must register for classes each term.
 - ▶ Edgecombe Community College offers priority registration each term.
 - ▶ Students can register up through the day before classes start.
- 

Edgecombe Community College's Mission Statement

Edgecombe Community College is dedicated to fulfilling the educational, training and cultural needs of the community.

