



What is Starfish?

Starfish is a tool that provides an efficient way to quickly offer coordinated support and ensures that you receive the right type of assistance/intervention to keep you on track.




Log into Starfish with the same username and password you use for Moodle to communicate with your instructors and advisor. The option to 'Raise Your Hand' signals your concern to faculty and staff across the College.

Why is it important?

Starfish helps you engage and stay connected with your faculty, advisors, and other staff.

Starfish provides comprehensive tools for you to connect with ECC resources. It gives faculty a way to track your progress throughout the semester to ensure the right people are able to intervene when needed.

Be sure to look for emails from Starfish throughout the semester as you may receive the following.

	Kudos	telling you you've done a good job
	Referrals	connecting you to valuable services at the college
	Flags (from your faculty)	alerting you of problems or concerns

Where can you find it?

Sign into Starfish by accessing the Student Portal on the Edgecombe Community College homepage. Your username and password are the same MyEdge ID credentials used for Moodle and Self Service.

Check out these videos for more information

Setting up Profile in Starfish: screencast.com/t/tW90liPNC9

Success Network: screencast.com/t/tW90liPNC9

Requesting Help: screencast.com/t/C4gUIkUB7Bv

Contact the [Student Success Center](#) for assistance.

SelfService

What is SelfService?

SelfService is a platform that enables you to:

- View the status of your financial aid
- Schedule and register for classes
- View and print a copy of your schedule
- Track your progress toward completion of your certification, diploma, or degree program
- Obtain a copy of your unofficial transcript

Why is it important?

SelfService is an important a tool to assist with communicating with your advisor as you plan classes or submit them for approval. This allows you to plan your schedule with assistance and ensures you only take classes needed to complete your credential.

Where can you find it?

You can sign into SelfService by accessing the Student Portal on the Edgecombe Community College homepage. Your username and password are the same MyEdge ID credentials used for Moodle and Self Service.

Check out these videos for more information

Student Planning and Registering: youtu.be/DeBM9KDWpeA

Adjusting Student Schedules: youtu.be/jlDsaRgL6Sg

Accessing Grades and Tax Information: youtu.be/whp2mqoaxTg

Contact the [Student Success Center](#) for assistance.